

OVERSIZED SLANT

blends & consonant cluster cards

OVERSIZED

blends & consonant clusters

blends &



st

st

squ

squ

consonant
clusters



this Reading mama

Use these fun, oversized blend & consonant cluster cards to have learners spell words in a **BIG** way!

pp. 3-25 beginning blends

pp. 26-43 ending blends

pp. 44-51 beginning consonant clusters

Read the post: <https://thisreadingmama.com/oversized-blends-cards-consonant-clusters/>

Fonts by:




Terms of Use: This printable pack was created for you to use at home with your child(ren)/student(s) or with multiple children in *your* classroom or tutoring setting. Please *do not* share between classroom teachers, sell, host, reproduce, giveaway, or store on any other site (including a blog, Facebook, 4Shared, Dropbox, Amazon Inspire, etc.). Thank you!

Check out our entire collection...with more to come!

OVERSIZED
letters for spelling

for Print **a** **z**

a **z** and Slant



OVERSIZED
UPPERCASE CARDS

for PRINT **A** **Z**


A **Z** and SLANT



OVERSIZED
digraph cards

for CONSONANTS **sh** **sh**

ai **ai** and VOWELS



Let's Connect!

Blog: www.thisreadingmama.com

Subscribe to my Newsletter: [HERE](#)

TpT: [/This-Reading-Mama](#)

Facebook: [/thisreadingmama](#)

Pinterest: [/thisreadingmama](#)

Twitter: [@thisreadingmama](#)

Email: becky@thisreadingmama.com

Beginning Blends *cards*

b l

b l

cL

cL

fz



fz



g l

g l

p l

p l

sL

sL

br

br

cr



cr



dr

dr

f r

f r

gr

gr

pr

pr

tr

tr

sc

Sc

ske

ske

sm

sm

sn

sn

sp

sp

st

St

sw

sw

tw

tw

qu

qu

Ending Blends *cards*

*Endings such as -rd, -rk, -ng, and -nk would be best taught when attached to a vowel, as in the [bossy r patterns](#) or [welded sounds](#).

ct

ct

ft



ft

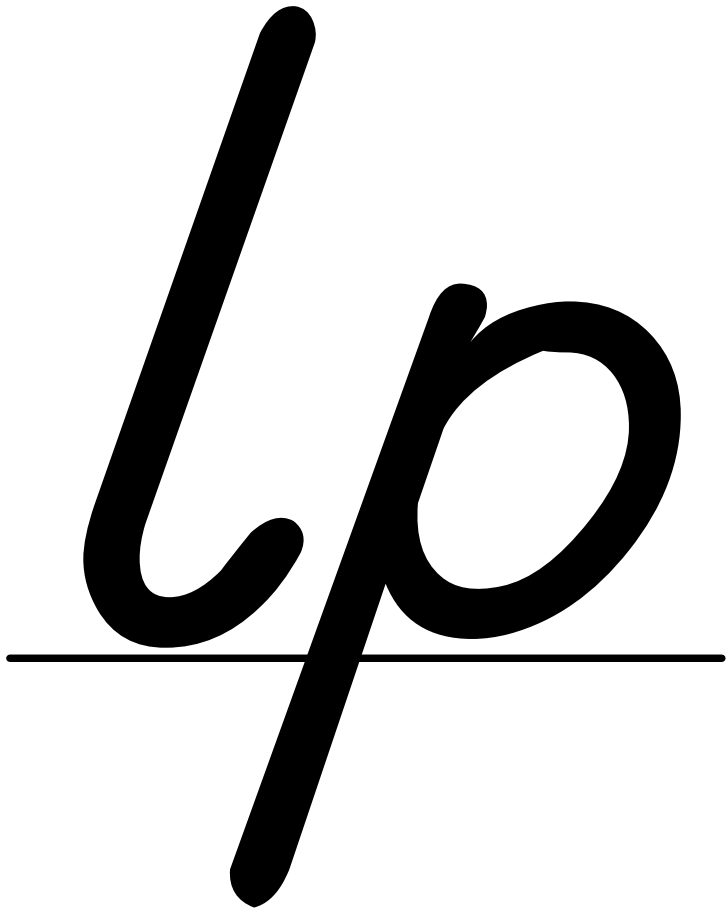
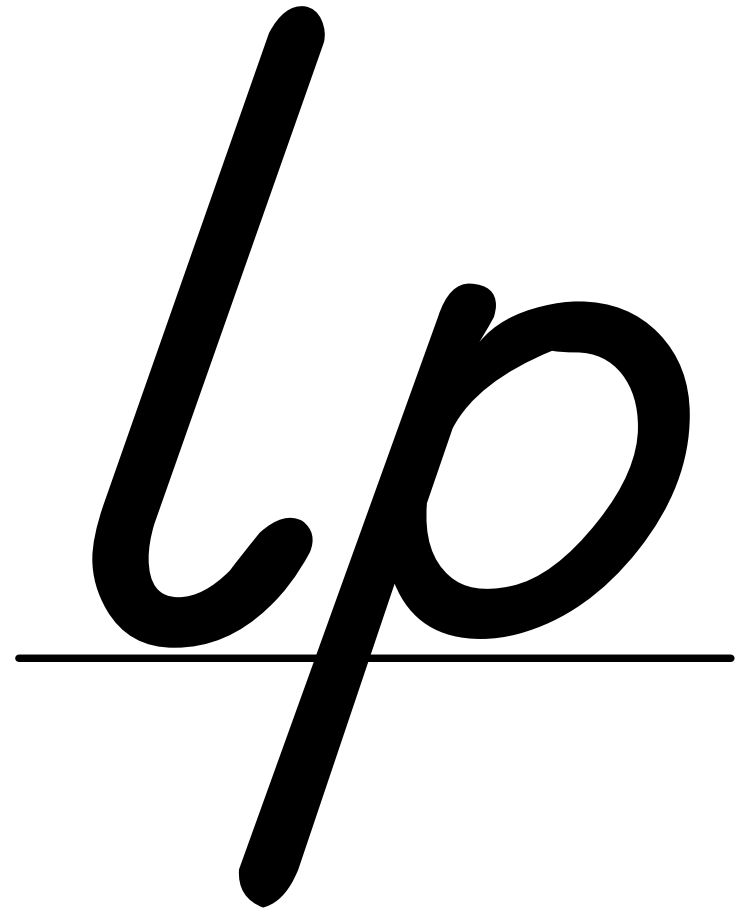


l d

l d

l k

l k

The image shows the cursive lowercase letters 'l' and 'p' written in a thick, black, sans-serif font. The letters are positioned above a solid horizontal line. The 'l' is a simple vertical stroke that curves slightly at the bottom. The 'p' is a vertical stroke that curves at the bottom, forms a loop, and then descends below the horizontal line.The image shows the cursive lowercase letters 'l' and 'p' written in a thick, black, sans-serif font. The letters are positioned above a solid horizontal line. The 'l' is a simple vertical stroke that curves slightly at the bottom. The 'p' is a vertical stroke that curves at the bottom, forms a loop, and then descends below the horizontal line.

lt

lt

mp

mp

nd

nd

ng

ng

nk

nk

nt

nt

p t

p t

rd

rd

rk

rk

ske

ske

sp

Sp

s t

S t

Beginning Consonant Cluster *cards*

scr

scr

shur

shur

spL

spL

sp r

sp r

sqw

sqw

str

str

thr

thr