

LOW PREP Spelling Activities

PREVIEW


The activities in this pack help learners understand the logic behind these tricky ending spellings: -dge, -ge, -tch, -ch, -ck, -k, AND -ke.

For each pattern, you'll find:

- an interactive page that explains the “why” behind the spelling differences
- a word sort - can be used several times in different ways -> <http://bit.ly/2Eaodwx>
- Take a Closer Look page for the word sort
- Color & Write page - with room for sentence writing
- Circle the Spelling Pages - 2 included for each pattern
- Roll, Spell, BUMP! Game - great for partner play!
- What’s at the End? - great for assessment (2 levels included)

Find what you need on these pages:

- Final tch and ch – pp. 2-11
- Final dge and ge – pp. 12-21
- Final ck, k, and ke – pp. 22-31
- Answer Keys – pp. 34-37



Spelling Ending /ch/



There are some simple ways to remember how to spell the /ch/ sound at the end of a word. Learn about each and then fill in the missing letters at the end of the words in the sections below.

1. When a word has one vowel (often it's the short sound), the /ch/ is spelled -tch.
Finish the spellings of these words:

©www.thisreadingmama.com



ske_____



i_____



wa_____

2. When a word has a vowel team, the /ch/ is spelled -ch.
Finish the spellings of these words:



pou_____



bea_____



coa_____

3. When a word has the consonants r, n, or l before the /ch/, it is spelled -ch.
Finish the spellings of these words:



tor_____



bran_____



mul_____

Ends with -tch <small>©www.thisreadingmama.com</small>	Ends with -ch	Ends with r/n/l + -ch
match	beach	branch
roach	witch	gulch
crutch	peach	patch
torch	fetch	teach
couch	lunch	hutch
pouch	coach	inch
reach	itch	ranch
glitch	bunch	scooch
porch	latch	speech
lurch	grouch	switch

Spellings of Ending /ch/ Sound Sort: Cut out the words and sort by patterns into columns.












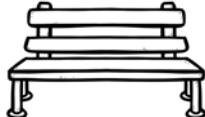
Roll, Spell, BUMP!




Prep: Slip the game into a plastic pocket or protector. Grab a different colored dry erase marker for each player.

Play: Roll two dice. Either add or subtract them to get one of the answers on the board. Spell the word beside the picture with dry erase marker. If the other player already has the word spelled, "bump" their word by erasing and spelling it in your color. After 8-10 minutes, the player who has the most words spelled in his color is the winner!

©www.thisreadingmama.com

1 		7 	
2 		8 	
3 		9 	
4 		10 	
5 		11 	
6 		12 	

Take a Closer Look



After you have sorted all your words, read the words in their columns. Write down what you notice about each column of words. Hint: What else do they have in common besides their ending sound?

What do you notice about the words under BRIDGE?

What do you notice about the words under AGE?

What do you notice about the words under ORANGE?

Color & Write Ending /j/

Use the color key to color in the words based on their ending spelling pattern.

one vowel and
ends with -dge



r, n, or l
before the -ge



long vowel and
ends with -ge



©www.thisreadingmama.com

age	hinge	huge	orange	judge
sponge	dodge	change	pledge	page
fudge	barge	rage	bridge	purge
merge	stage	nudge	bulge	lodge
ridge	budge	large	wedge	cage


Pick one word from each pattern. Use them to write two or more sentences.

Circle the Spelling

Circle the correct way to spell each word. Think about what you've learned about spelling the ending /j/ sound.



loge lodge



stadge stage




badge bage



fuge fudge



oradge orange



huge hudge



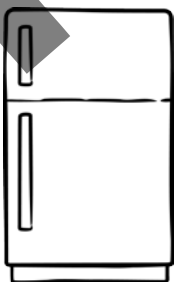
page padge



large lardge




edge ege



fridge frige



hege hedge



adge age

Ends with -ck <small>©www.thisreadingmama.com</small>	Ends with -ke	Ends with -k
black	like	week
flake	stuck	ask
book	snake	check
choke	pink	tank
croak	flock	puke
track	stink	cheek
desk	yuck	speak
shook	spike	clock
talk	spoke	mask
wink	thick	oak

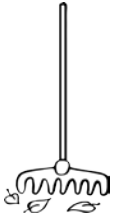
What's at the End? CK, KE, or K



mas _____



cloa _____



ra _____



lo _____



bea _____



che _____



smo _____



win _____



bla _____



boo _____



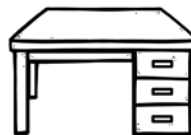
tal _____



sti _____



oa _____



des _____



snea _____



sna _____

Spelling Ending /CH/ Answer Keys

Ends with -tch

match
witch
patch
hutch
switch
glitch
itch
crutch
fetch
latch

Ends with -ch

beach
roach
teach
scooch
speech
coach
pouch
reach
peach
grouch
couch

Ends with r/l/n

+ -ch
branch
gulch
lunch
inch
torch
ranch
bunch
porch
lurch

Spelling Ending /ch/

There are some simple ways to remember how to spell the /ch/ sound at the end of a word. Learn about each and then fill in the missing /ch/ sound in the sections below.

1. When a word has one vowel (often it's the short sound), the /ch/ is spelled -tch. Finish the spellings of these words:

skettch itch watch

2. When a word has a vowel team, the /ch/ is spelled -ch. Finish the spellings of these words:

pouch beach coach

3. When a word has the consonant r, l, or n before the /ch/, it's spelled -ch. Finish the spellings of these words:

torch branch mulch

Take a Closer Look

After you have sorted all your words, read the words in their columns. Write down what you notice about each column of words. Hint: What else do they have in common besides their ending sound?

What do you notice about the words under MATCH?

**They all have a single vowel.
Most of them are short.**

What do you notice about the words under BEACH?

**They all have a vowel team
before the ch.**

What do you notice about the words under BRANCH?

**They all have a consonant
before the ch.**

Color & Write Ending /ch/

Use the color key to color in the words based on their ending spelling pattern.

one vowel and ends with -tch: red
r, l, or n before the -ch: yellow
vowel team and ends with -ch: green

ranch	patch	coach	grouch	match
latch	peach	stitch	speech	branch
branch	glitch	bench	lunch	witch
couch	fetch	gulch	crutch	beach
ditch	lurch	pouch	roach	inch

Pick one word from each pattern. Use them to write two or more sentences.

Answers will vary.

Circle the Spelling

Circle the correct way to spell each word. Think about what you've learned about the ending /ch/ sound.

match	mach	couch	couth	beatch	beach
inch	intch	wich	witch	catch	cach
speech	speetch	grouch	grouch	switch	swich
latch	latch	coatch	coach	patch	pach

Circle the Spelling

Circle the correct way to spell each word. Think about what you've learned about the ending /ch/ sound.

branch	branch	crutch	cruch	peatch	peach
roach	roach	watch	wach	torch	torch
lunch	lunch	sketch	sketch	bench	bench
mulch	mulch	pouch	pouch	stitch	stich

Roll, Spell, BUMP!

Prep: Slip the game into a plastic pocket or protector. Grab a different colored dry erase marker for each player.

Play: Roll two dice. Either add or subtract them to get one of the answers on the board. Spell the word beside the picture with dry erase marker. If the other player already has the word spelled, "bump" their word by erasing and spelling it in your color. After 5-10 minutes, the player who has the most words spelled in his color is the winner!

1	branch	7	pouch
2	sketch	8	match
3	peach	9	lunch
4	roach	10	witch
5	couch	11	speech
6	watch	12	bench

2 player game

Spell Each Word with TCH or CH

beach	inch
mulch	peach
witch	match
grouch	speech
patch	couch
coach	torch
stitch	crutch
roach	lunch

Clip art & fonts by:



Let's Connect!

Blog: www.thisreadingmama.com

Subscribe to my Newsletter: [HERE](#)

TpT: [/This-Reading-Mama](#)

Facebook: [/thisreadingmama](#)

Pinterest: [/thisreadingmama](#)

Twitter: [@thisreadingmama](#)

Email: becky@thisreadingmama.com