


# Interactive Learning pages Bundle



## Here is what's included:

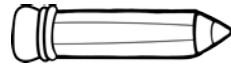
- \*Interactive Color Pages (2 levels)
- \*Interactive Rhyming Pages
- \*Interactive Syllable Pages
- \*Interactive Shape Pages for 2D & 3D
- \*Interactive Number Pages for 0-20
- \*Interactive Alphabet Pages

**Terms of Use:** This printable pack was created for you to use at home with your child/students or with multiple children in *your* classroom or tutoring setting. Please *do not* share between classroom teachers, sell, host, reproduce, giveaway, or store on any other site (including a blog, Facebook, 4Shared, Dropbox, etc.). Thank you!

# All About orange



Color the crayon **orange**.



Trace the fire.




Glue the **orange** picture below.

**SAMPLE**


[www.thisreadingmama.com](http://www.thisreadingmama.com)



Color each picture **orange**. Cut them out.



juice



fox



pumpkin

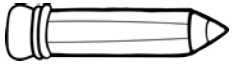



tiger

# All About orange



Color the crayon **orange**.



Trace the color word.

orange




Glue the **orange** pictures below.

SAMPLE

[www.thisreadingmama.com](http://www.thisreadingmama.com)



Color each picture **orange**. Cut them out.



juice



fire



pumpkin




tiger

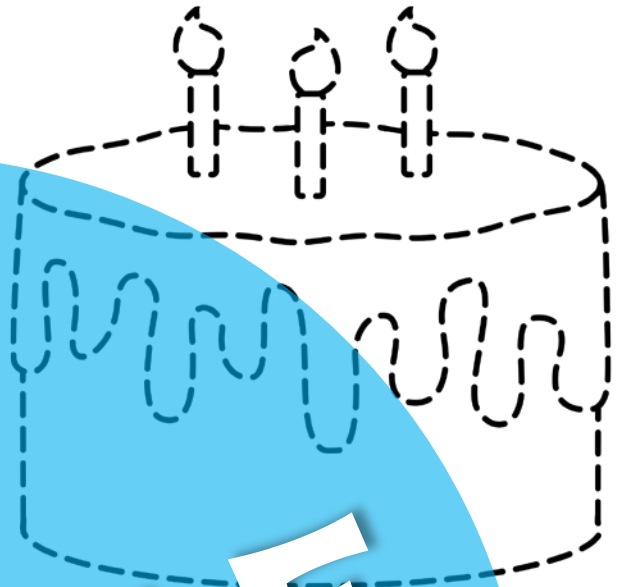
# It Rhymes with cake



Color the **cake**.



Trace the **cake**.



Glue the rhyming picture in the box.

**SAMPLE**


[www.thisreadingmama.com](http://www.thisreadingmama.com)



Name each rhyming picture. Cut them out.



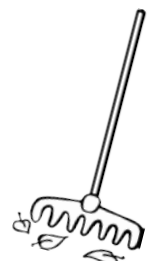
flake



snake



lake



rake

# count 3 syllables



Color the flamingo.



Touch and count the syllables.



1

2

3

fla - min - go




Glue the pictures below

SAMPLE

[www.thisreadingmama.com](http://www.thisreadingmama.com)




Name each picture. Count its 3 syllables.



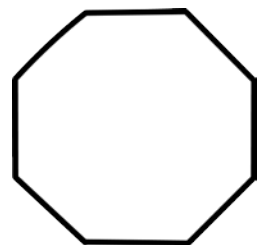
astronaut



ornament



gorilla

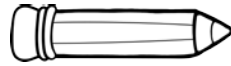


octagon


# All About circles



Color the circle.



Trace the circle.



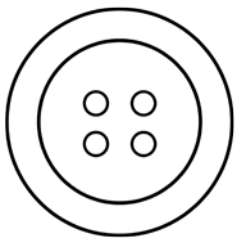
Glue the circles below.

SAMPLE

[www.thisreadingmama.com](http://www.thisreadingmama.com)




Cut out all the circles.



button



whole pizza



clock



quarter



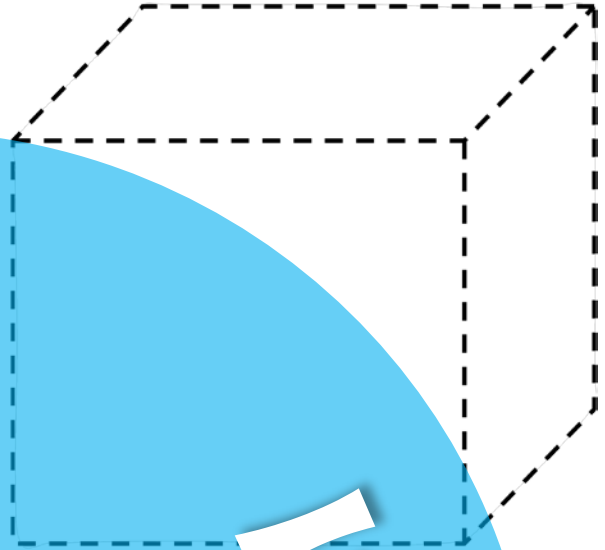

# All About cubes



Color the **cube**.



Trace the **cube**.




Glue the **cubes** below.

SAMPLE

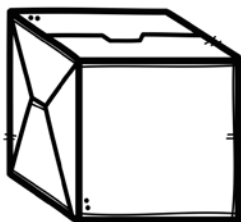
[www.thisreadingmama.com](http://www.thisreadingmama.com)



Cut out all the **cubes**.




ice



box

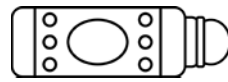


block

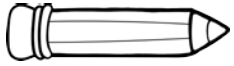


die

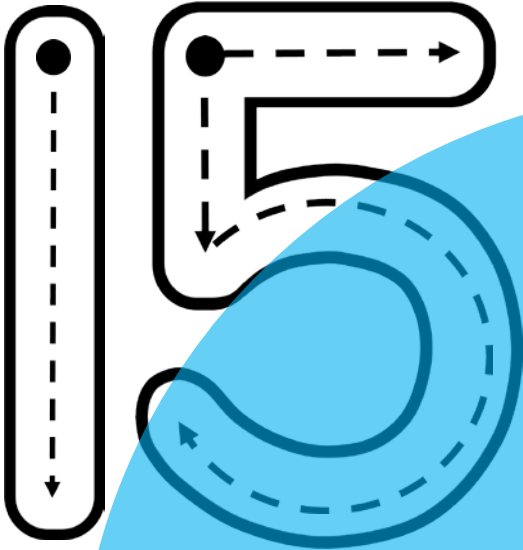
# Number 15 page



Make 15.



Trace the 15.



○	○	○	○	○
○	○	○	○	○
○	○	○	○	○



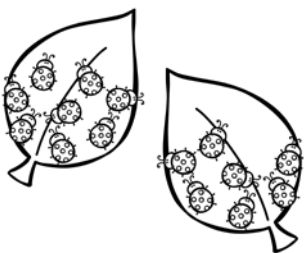
Glue the pictures below.

**SAMPLE**


[www.thisreadingmama.com](http://www.thisreadingmama.com)



It's 15. Cut out each picture.



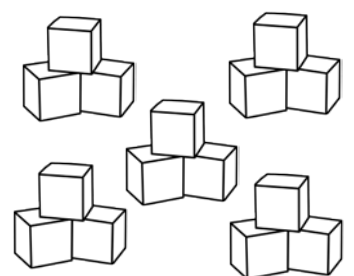
fifteen ladybugs



fifteen dots



fifteen tally marks



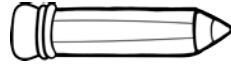
fifteen blocks



# Letter Bb

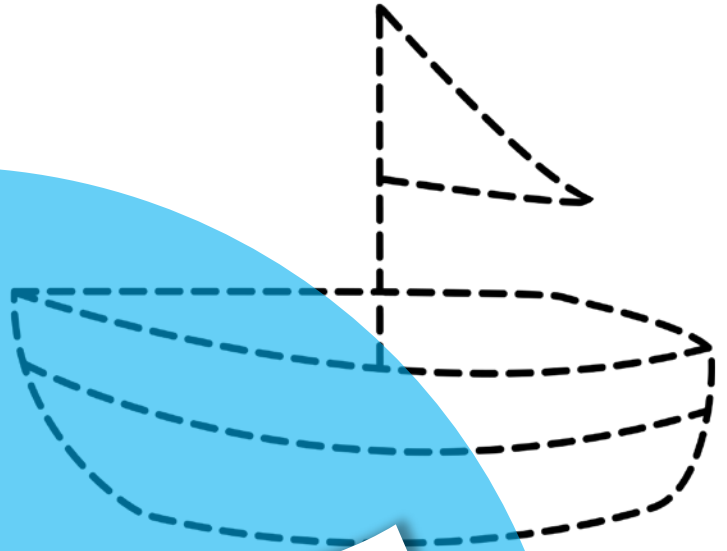


Color letter Bb.



Trace the boat.

Bb



Glue the Bb pictures below.

SAMPLE


[www.thisreadingmama.com](http://www.thisreadingmama.com)



Name each Bb picture. Cut them out.




bell



butterfly



book



bird

# Thank you to these clip artists!



## Let's connect!

TpT: [/This-Reading-Mama](#)

Blog: [www.thisreadingmama.com](http://www.thisreadingmama.com)

Subscribe to my Newsletter: [HERE](#)

Facebook: [/thisreadingmama](#)

Pinterest: [/thisreadingmama](#)

Twitter: [@thisreadingmama](#)

Email: [becky@thisreadingmama.com](mailto:becky@thisreadingmama.com)