



CVC Rhyming Word **BLACKOUT**

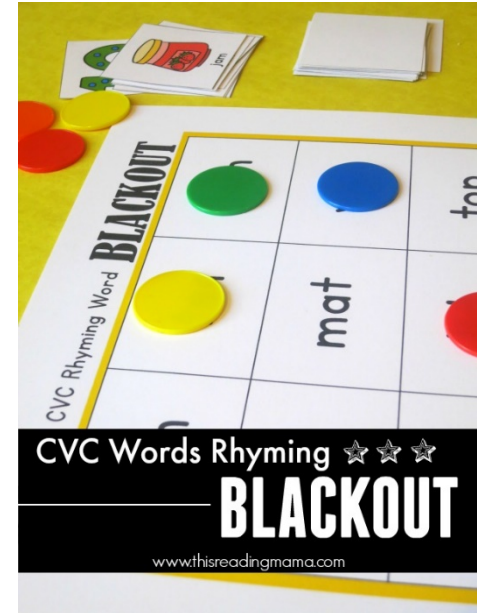
To Prep:

- *Print off picture cards and game boards (6 different game boards are provided). Or you can create your own with the blank boards provided.
- *Cut out the picture cards, shuffle them, and place them facedown in a pile.
- *Use pennies, small rocks, or counters of some kind so players can cover their boards.

To Play: (for 2-6 players)

- *Players each pick a game board.
- *Players take turns drawing the top picture card from the facedown pile and saying the word to all the players.
- *All players (including the one that said the word aloud) look for the word on their game board and cover it when they do. (Note: Not all words will be on players' game boards.)
- *The first player to cover his entire board is the winner!


See our post about
this game [here](#).






bed


www.thisreadingmama.com



pig




lip




cut




win



cob




cat




vet



can




bug



sun



beg



dad

www.thisreadingmama.com




sub



hot



fix



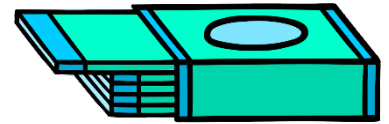
ten



dog




pop




gum




fox



jam



map



kid



CVC Rhyming Word

BLACKOUT

fin

log

mat

rug

red

not

mix

sad

tub



CVC Rhyming Word

BLACKOUT

box

top

lid

hum

van

nut

leg

sob

nap



CVC Rhyming Word

BLACKOUT

bun

ten

hum

van

mat

wig

wet

lid

top



CVC Rhyming Word

BLACKOUT

tub

rug

fin

ham

leg

sad

zip

box

wet



CVC Rhyming Word

BLACKOUT

mix

leg

sob

nap

bun

zip

not

ten

ham



CVC Rhyming Word

BLACKOUT

nut

ham

wet

log

tub

van

mix

red

wig



CVC Rhyming Word

BLACKOUT



CVC Rhyming Word

BLACKOUT



CVC Rhyming Word

BLACKOUT



CVC Rhyming Word

BLACKOUT



CVC Rhyming Word

BLACKOUT



CVC Rhyming Word

BLACKOUT
