


I Have Five Senses

www.thisreadingmama.com

I Have Five Senses Emergent Reader
All About Me Pre-K/K Pack

Sight Words: *my, can, I, have*
Created by Becky @ thisreadingmama.com
©2013 All Rights Reserved.



My eyes can see.




My nose can smell.






My ears can hear.



My hands can touch.



My mouth can taste.




I have five senses.

I Have Five Senses

www.thisreadingmama.com

I Have Five Senses Emergent Reader
All About Me Pre-K/K Pack

Sight Words: *my, can, I, have*
Created by Becky @ thisreadingmama.com
©2013 All Rights Reserved.



My eyes can see.



My nose can smell.




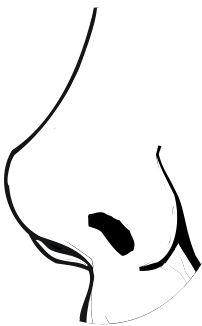
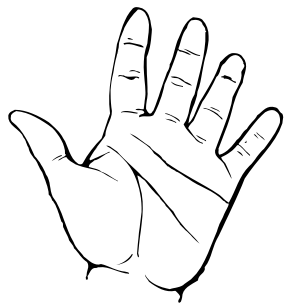

My ears can hear.



My hands can touch.



My mouth can taste.



I have five senses.

I Have Five Senses

Full-Page Emergent Reader

My eyes can see.



My nose can smell.



My ears can hear.



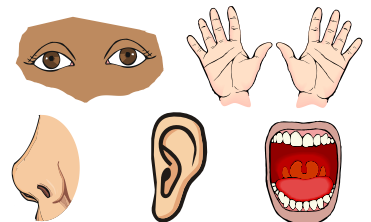
My hands can touch.



My mouth can taste.



I have five senses.




So Do I

A Book About Parts

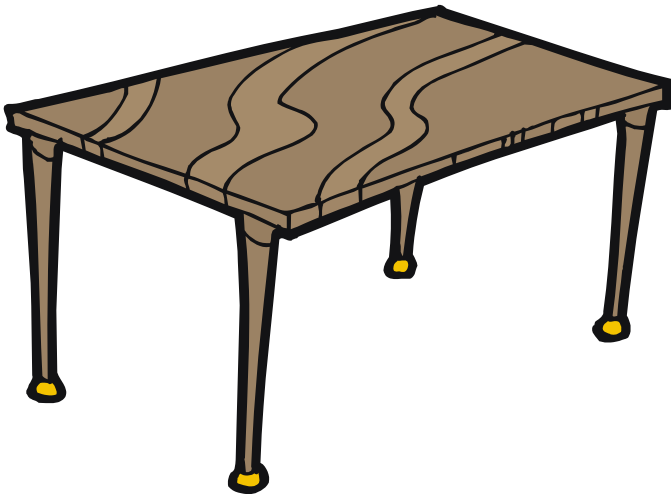
www.thisreadingmama.com

So Do I Emergent Reader
All About Me Pre-K/K Pack
Sight Words: *a, has, so, do, I*


Created by Becky @ thisreadingmama.com
©2013 All Rights Reserved.



A clock has hands. So do I.




A table has legs. So do I.




A saw has teeth. So do I.



A shoe has a tongue. So do I.



A stove has eyes. So do I.



A cheetah has spots. So do I.



So Do I

A Book About Parts



www.thisreadingmama.com

So Do I Emergent Reader
All About Me Pre-K/K Pack
Sight Words: *a, has, so, do, I*


Created by Becky @ thisreadingmama.com
©2013 All Rights Reserved.



A clock has hands. So do I.




A table has legs. So do I.




A saw has teeth. So do I.



A shoe has a tongue. So do I.



A stove has eyes. So do I.

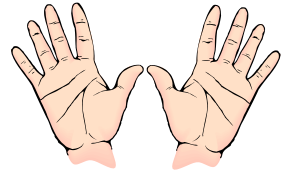


A cheetah has spots. So do I.


So Do I

Full-Page Emergent Reader


A clock has hands.
So do I.



A table has legs.
So do I.




A saw has teeth.
So do I.




A shoe has a tongue.
So do I.




A stove has eyes.
So do I.



A cheetah has spots.
So do I.





Cut any of the pictures and attach to a popsicle stick, like this.

The pointer can be used to point to the words as the child reads the emergent reader.

Cut apart and sort each picture as having 1 or 2 syllables.

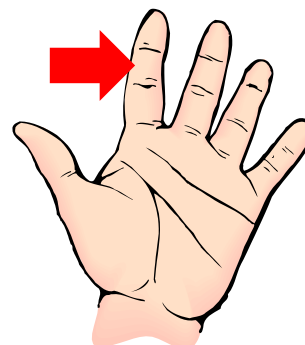
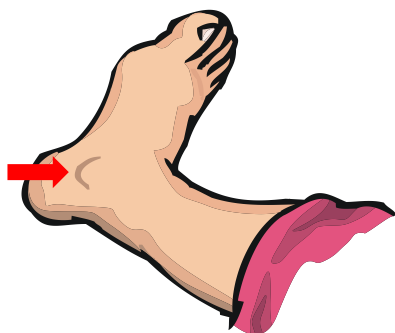
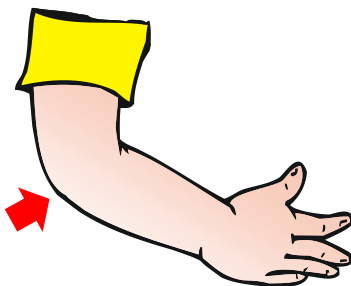

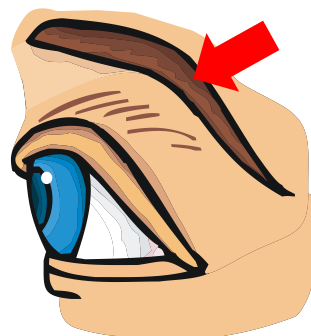

1 Syllable- nose, eyes, ear, leg, mouth

2 Syllables- eyebrow, belly, elbow, ankle, finger

www.thisreadingmama.com

1

2



www.thisreadingmama.com

5 Senses Picture Sort

To Prep:

*Print onto cardstock, cut out and laminate for durability.

Directions:


*For use with pocket chart or on floor/table space.

*Sort each picture under the predominant sense used.

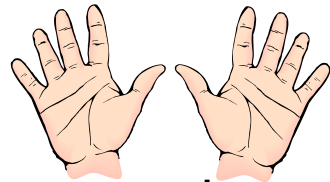
Picture Key Included.

©2013 All Rights Reserved.

www.thisreadingmama.com



hear










touch




smell



taste







Picture Key:

*Some of these could go in more than one category, which can lead to great discussions.

SEE- fire, stars, sun, rainbow

HEAR- siren (fire truck), music, thunder, balloon pop

SMELL- skunk, perfume, flower, coffee

TASTE- milk, pizza, lollipop, pretzel

TOUCH- teddy bear, dog, blanket, basketball

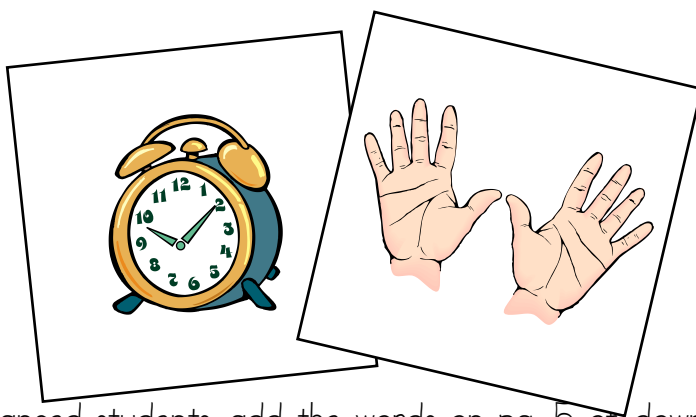
Part Matching Game

To Prep:


- *Print onto cardstock and laminate for durability.
- *Cut apart and use to match up the parts.
- *Use a pocket chart or floor space.

To Play:

- *Set up as a pocket chart matching activity or simple memory match game, turning over two cards at a time to find matches.



- *For more advanced students, add the words on pg. 5 or download into the mix. Instead of matching or turning over 2 cards at a time, match/turn over 3, including word cards. (See below)

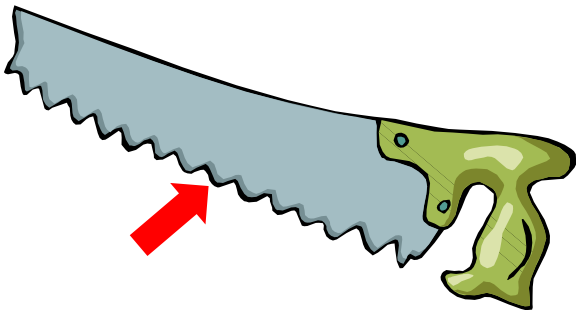
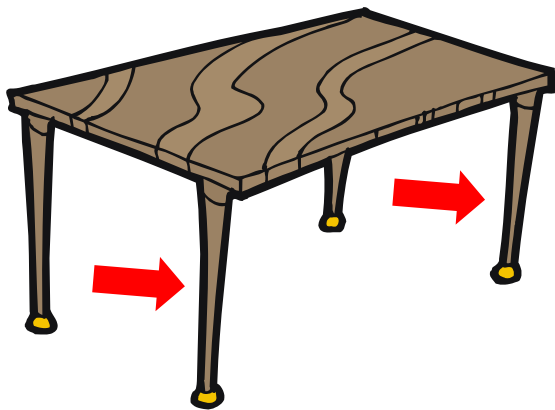






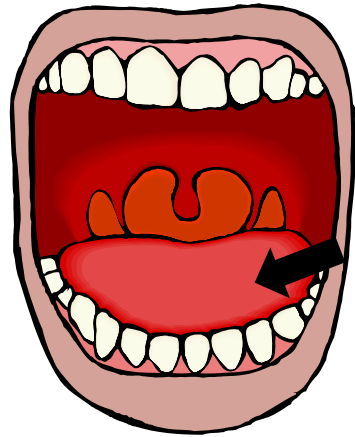
Picture Key:

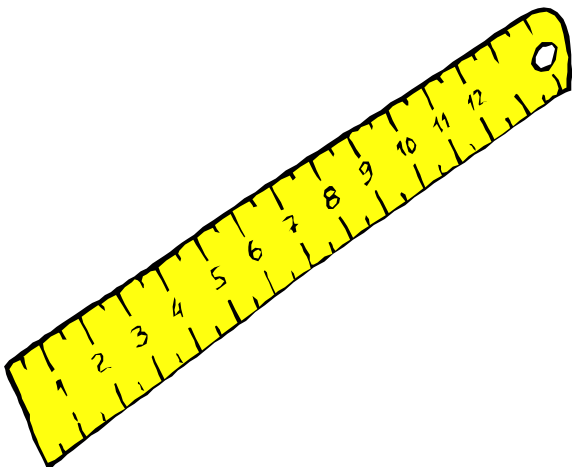

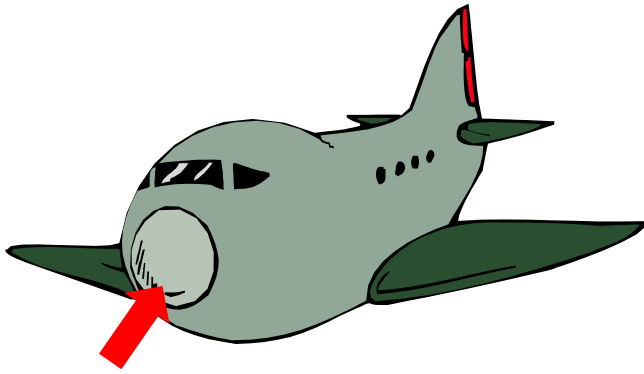
clock-hands
table-legs
saw-teeth
shoe-tongue
stove-eyes
corn-ear
airplane-nose
sofa-arms
ruler-foot



www.thisreadingmama.com







Add these to extend the activity or challenge an advanced preschooler or Kindergartner.

hands	legs	teeth
tongue	eyes	ear
nose	arms	foot

Print onto cardstock and laminate for durability. Place numbers facedown. Draw a card, read the number, and cover the number.

1	2	3	4	5
6	7	8	9	10
11	12	13	14	15
16	17	18	19	20











Directions:

Roll a die. Find the number on the body and cover.




Directions:

Roll a die. Find the number on the body and cover.



Directions:

Roll 2 dice. Add up the two numbers. Find the sum on the body and cover.



Directions:

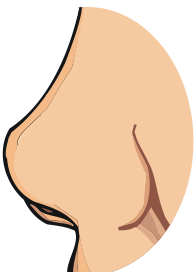




Roll 2 dice. Add up the two numbers. Find the sum on the body and cover.



Which One is Different?

Can you find the picture that is different than the rest?

Level 1



Which One is Different?

Can you find the picture that is different than the rest?

Level 2

