


Set 1



Beginning  
Readers




Set 1, Book 10 (Peg and Ted)


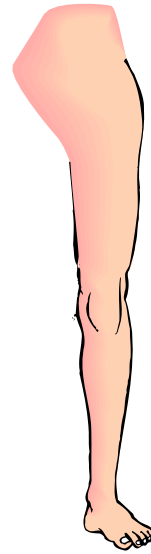

## Included in the Pack:

1. Short *e* Pocket Chart Match
2. Cluck!- short *i* and short *e* game
3. Down on the Farm- short vowel sort
4. Read and Draw- short *e* words
5. Roll a Short *e* Word

10

[www.thisreadingmama.com](http://www.thisreadingmama.com)





ten

[www.thisreadingmama.com](http://www.thisreadingmama.com)

hen

pen

pet

wet

jet

net

met

beg

leg


red

bed

## Short e Pocket Chart Matching

Use a pocket chart or a work space (such as a floor) to match the pictures and words.

# Cluck!








## Materials:

- \*Brown paper bag/sack or other kind of container (it is important that you not be able to see through it).
- \*Word cards-print onto cardstock and laminate for durability

## To Play: (for 2-4 players)

- \*Shuffle all the word cards (including 5 Cluck! cards) and place them in the bag.
- \*One at a time, players reach into the bag (without looking) and pull out one card.
- \*If it is a word card, the player reads the card and keeps it.
- \***But be careful you don't get a Cluck! card.** If the card is an Cluck! card, the player must return all of his word cards into the bag. (Cluck! cards are **not** put back into the bag).
- \*The player who has the most word cards when all the cards have been pulled out of the bag is declared the winner.

				
met	red	pet	pig	hen
get	pen	big	bed	Ted
Peg	wet	dig	leg	ten

bit

jet

men

hit

wig

den

let

fit

win

net



# Down on the Farm:

A Short Vowel Sort



\*Use the farm animals (cat, hen, pig, dog, and duck) as your head words.


\*Sort the other words under these animals by their short vowel patterns. For example, all short **a** words go under the **cat**, all short **e** words go under the **hen**, etc.

Your sort should look something like this when you're finished:

CAT	HEN	PIG	DOG	DUCK
hat	men	bit	not	bug
tag	peg	hit	dot	fun
sad	pet	sit	hot	rug
had	red	did	hog	tug
bag	met	rip	got	cut


Print onto cardstock and laminate for durability.

\*For more ideas on things you can do with this word sort, visit [HERE](http://www.thisreadingmama.com).




cat

[www.thisreadingmama.com](http://www.thisreadingmama.com)




hen



pig



dog



duck

met

rip

got

cut

Down on the Farm: Short Vowel Sort

hat

big

not

men

bug

hit

tag

dot

peg

fun

sad

hot

sit

rug

pet

hog

did

had

tug

red

bag

Read each phrase and draw a matching picture.

ten men

pet the hen

pig in a pen

a red net

Peg met Ted

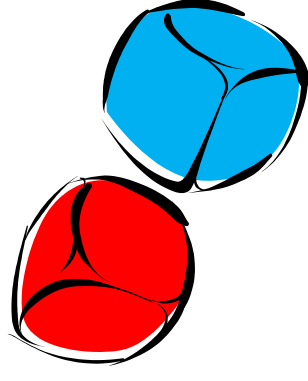
hen on a bed

a wet jet

a pet pig

the red hen

# Roll a Short e Word



For use with education cubes. If you do not have education cubes, you can purchase them at [www.amazon.com](http://www.amazon.com) (they are called photo stacking blocks), make your own cubes with priority mail boxes, or adapt this activity without use of the cubes.

## To Prep:

- Print onto cardstock for durability (you can also laminate inserts, but it's not necessary).
- Place all the onset cards (blue) into one cube and the rime inserts (red) in another cube.

## To Play:

- The student rolls the onset cube, then rolls the rime cube.
- Slide the cubes side-by-side to "spell" each word. Example: 

p	en
---	----
- Read each word made: p-en, pen.
- As an extension, the student can use the Recording Sheet to write the rolled words. Directions are on the recording sheet for making real or silly words.

# Onset Inserts

h

l

m

b

[www.thisreadingmama.com](http://www.thisreadingmama.com)

Onset Inserts

p

t

Rime Inserts

et

et

[www.thisreadingmama.com](http://www.thisreadingmama.com)

Rime Inserts

en

en

eg

eg



