

Polar Opposites with Sight Words

©www.thisreadingmama.com

Polar Opposites

Directions: Cut out the words in the chart at the bottom. Read each sight word and give the sight word that means the opposite beside it.

you	<input type="text"/>	black	<input type="text"/>
down	<input type="text"/>	he	<input type="text"/>
here	<input type="text"/>	in	<input type="text"/>
big	<input type="text"/>	night	<input type="text"/>
on	<input type="text"/>	go	<input type="text"/>
to	<input type="text"/>	yes	<input type="text"/>

©www.thisreadingmama.com

little	me	stop
from	no	up
out	white	off
there	she	day

Practice reading sight words with this simple polar-themed page!

Be sure to check out all the other sight word resources at This Reading Mama on the next page of the download!

Let's Connect!

Blog: www.thisreadingmama.com
Subscribe to my Newsletter: [HERE](#)
Facebook: [/thisreadingmama](#)
Pinterest: [/thisreadingmama](#)
Twitter: [@thisreadingmama](#)
TpT: [/This-Reading-Mama](#)
Email: becky@thisreadingmama.com


Terms of Use: This printable pack was created for you to use at home with your child/students or with multiple children in *your* classroom or tutoring setting. Please do not share between classroom teachers, sell, host, reproduce, giveaway, or store on any other site (including a blog, Facebook, 4Shared, Dropbox, etc.). Thank you!

Clip art & fonts by:

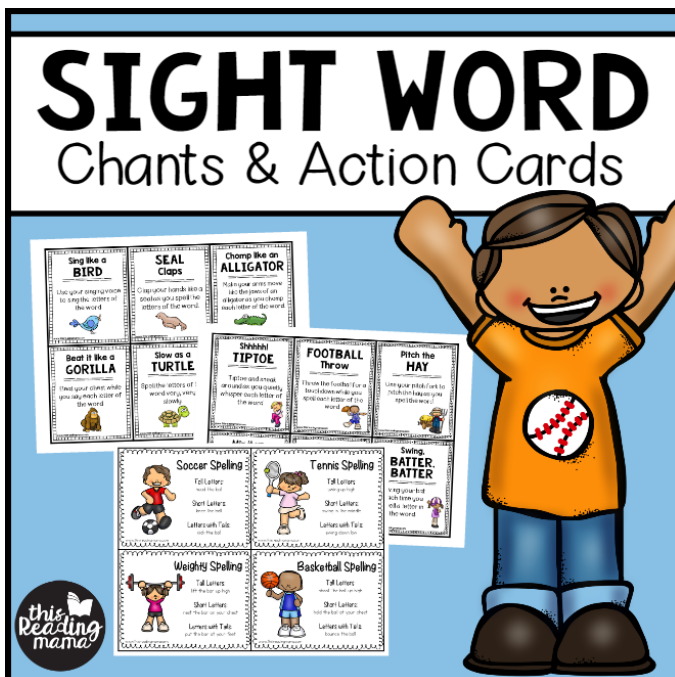
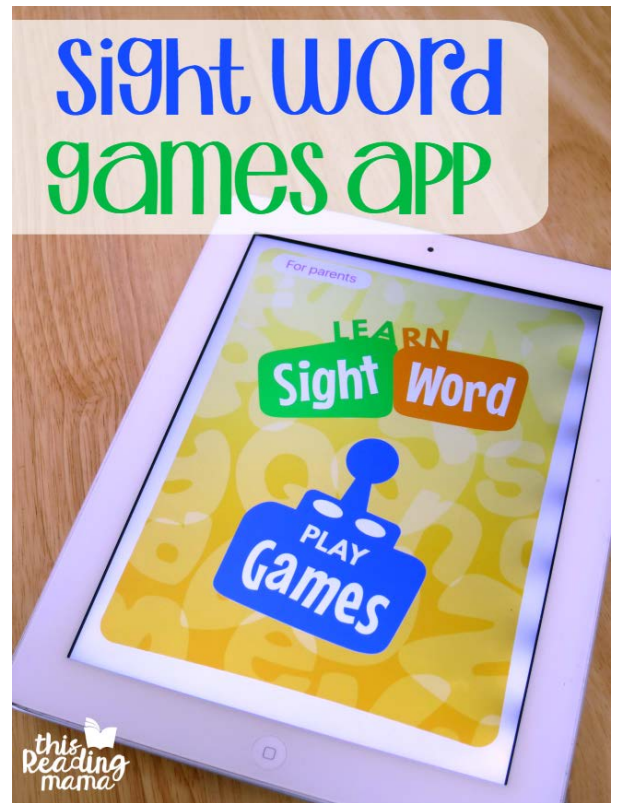


You Might Also Like

Click each image to see go to the post!



[Subscribe to my newsletter](#) to receive 200+ FREE Sight Word Sentence Cards!



← Find at my [blog's shop](#) or [Teachers Pay Teachers](#).



Polar Opposites



Directions: Cut out the words in the chart at the bottom. Read each sight word and glue the sight word that means the opposite beside it.

you

black

down

he

here

in

big

night

on

go

to

yes



©www.thisreadingmama.com

little

me

stop

from

no

up

out

white

off

there

she

day